

# MICHIGAN

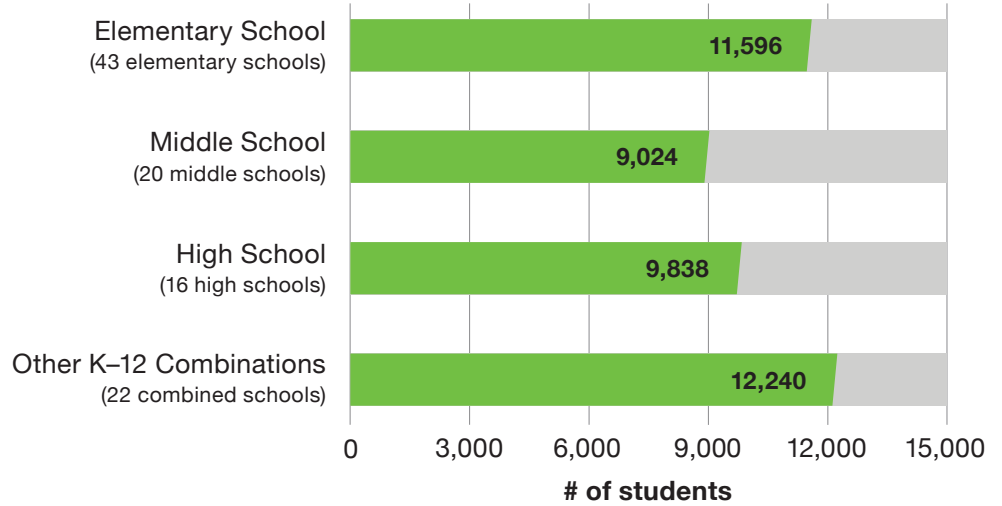


## Our Reach

Students served by three CIS organizations in this state.



### Students Served by School Type



## Our Students

**42,698**

total students served

**40,817**

students receiving whole-school supports\*

**1,881**

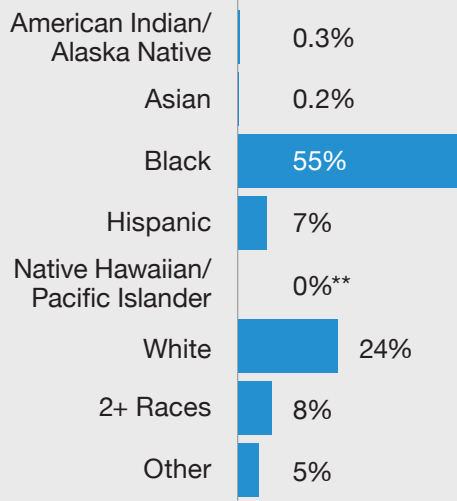
case-managed students

**94%**

of case-managed students qualified for free or reduced-price lunch (FRPL)

\*Students receiving whole-school supports are a subset of the total students served.

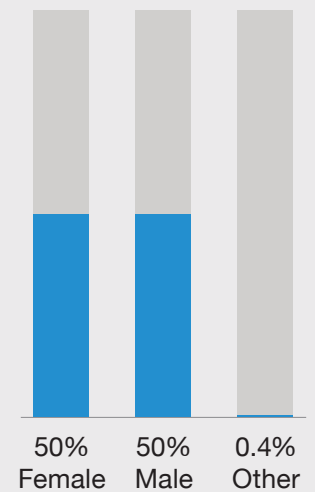
### Race



Values may not total to 100% due to rounding.

\*\*No students reported.

### Gender



Values may not total to 100% due to rounding.

## Our Results

Case-managed student outcomes



**67%**  
improved attendance



**83%**  
improved behavior



**76%**  
improved academics



**86%**  
were promoted (K–11)



**97%**  
graduated or received GED (grade 12)



**>99%**  
stayed in school